



Devices for Preparation & Comfort

HILLERBRAND + MAGSAMEN (+ STOPSCHINSKI) [+ LYNN]

Pre-Performance Instructions:

- Gather all of the items in the 'Performance Supply List'
- Print all of the pages listed below this page
- Fill in your MadLib Pledge before the performance begins but don't sign it yet

Performance Supply List:

- ___ Yarn, String or Twine
- ___ Tape (clear scotch tape kind)
- ___ Colored marker and a pen
- ___ Aluminum/Tin foil
- ___ Printed Sheets from this PDF

Post-Performance Instructions:

- Share your Tiny Big Medium gallery and how you care for it each day for the next 7 days by taking pictures of it and tagging it to **#TinyBigMedium**





A Device for Transportation



A Device to be Heard



A Device for Time Expansion



A Device for Awakening Creativity



A Device for Extra Time



A Device for Reflecting the Mental Journey



A Device for Interpolating Confidence



A Device for Navigating Political Differences



A Device for Saying Goodbye



A Device for Temporal Disintegration



A Device to Get People to Like You



A Device for Being Funny, Not Frivolous



A Device to Talk with God



A Device to Die Peacefully



A Device for Compassionate Balance



A Device for Negotiating with a Teenager



A Device to Forget



A Device for Hearing Empathy



A Device to Heal



A Device for Emotional Intelligence



A Device for Removing Someone from Political Office



A Device to Forgive All the People Who Wronged You



A Device to Forgive Yourself for All the People You Have Wronged



A Device for Integrated Principles

Musical Interlude

By Peter Stopschinski

Musical notation for measures 1-7. The system consists of a grand staff with a treble clef on the upper staff and a bass clef on the lower staff. Chord symbols are placed above the treble staff and below the bass staff. Measure 1: Am (treble), Am (bass). Measure 2: Dm7 (treble), Dm7 (bass). Measure 3: C (treble), C (bass). Measure 4: F (treble), F (bass). Measure 5: C (treble), C (bass). Measure 6: F (treble), F (bass). Measure 7: C (treble), C (bass).

Musical notation for measures 8-12. The system consists of a grand staff with a treble clef on the upper staff and a bass clef on the lower staff. Chord symbols are placed above the treble staff and below the bass staff. Measure 8: F (treble), F (bass). Measure 9: C (treble), C (bass). Measure 10: F (treble), F (bass). Measure 11: C (treble), C (bass). Measure 12: F (treble), F (bass).

Musical notation for measures 13-16. The system consists of a grand staff with a treble clef on the upper staff and a bass clef on the lower staff. Chord symbols are placed above the treble staff and below the bass staff. Measure 13: C (treble), C (bass). Measure 14: F (treble), F (bass). Measure 15: Am7 (treble), Am7 (bass). Measure 16: Dm7 (treble), Dm7 (bass).

Musical notation for measures 17-20. The system consists of a grand staff with a treble clef on the upper staff and a bass clef on the lower staff. Chord symbols are placed above the treble staff and below the bass staff. Measure 17: Am7 (treble), Am7 (bass). Measure 18: Dm7 (treble), Dm7 (bass). Measure 19: Am7 (treble), Am7 (bass). Measure 20: G7 (treble), G7 (bass).

Musical notation for measures 21-23. The system consists of a grand staff with a treble clef on the upper staff and a bass clef on the lower staff. Chord symbols are placed above the treble staff and below the bass staff. Measure 21: C (treble), C (bass). Measure 22: F (treble), F (bass). Measure 23: C (treble), C (bass).

PLEDGE

By Kirk Lynn

I, _____, acknowledge that Tiny Big Medium is a living and growing
(THE UNDERSIGNED)
space which I must nurture and care for.

I, _____, also promise to HILLERBRAND + MAGSAMEN
(THE UNDERSIGNED)
(+ STOPSCHINSKI) [+ LYNN] to do the following:

Protect _____.
(A GROUP YOU BELONG TO)

Protect _____. Whether I like them or not.
(A LIST OF EVERYONE YOU SEE IN AN AVERAGE DAY)

Protect _____ from decay and corruption,
(A SHORT LIST OF THE STUFF YOU CAN SEE AROUND YOU)

But also protect us from being corrupted by all this stuff.

Let us enjoy what we've been given,

but never get overwhelmed by it.

As a sacrifice, I am willing to give up _____.
(SOMETHING YOU HATE)

But also _____,
(SOMETHING YOU LOVE THAT DOESN'T LOVE YOU BACK)

whenever I see the color _____.
(NAME A COLOR)

I, _____, make a commitment that for the next 7 days to care for
(THE UNDERSIGNED)

this tiny big space.

I will place a new _____ each day into this tiny big space.
(ARTWORK)

I will put my _____ hand into this tiny big space.
(RIGHT OR LEFT)

I will say each day to this tiny big space: _____.
(SOMETHING YOUR MOM OR DAD USED TO SAY)

Each day, I will whisper to this tiny big space a secret I have never told anyone ever before!

I will wish _____ a lot of money
(THAT GROUP YOU BELONG TO YOU LISTED ABOVE)

and a lot of health,


and as much time as we can handle with each other in this tiny big space.

Your Signature

Date


Witness

Mary Maga _____ *Stephan Hillerbrand* _____
HILLERBRAND + MAGSAMEN (+ STOPSCHINSKI) [+ LYNN]






Fold Here



Fold Here



Big Medium

Big 2, 101